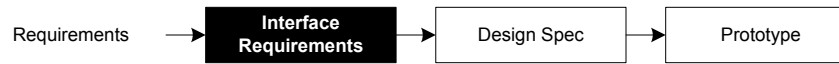




# Ultra 3.0

Workflows (#4.10.13.2) Information Mockup  
Prepared by User Experience Group



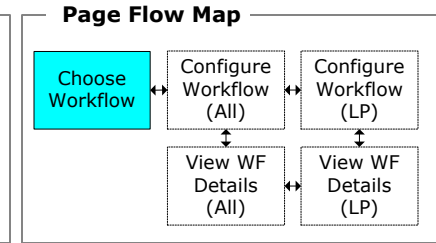
# Workflows: Choose Workflow

Projects | Clients | Users | Vendors : **New Project: Setup Workflows**

Text Files				
Source Documents	Pulldown-1	<a href="#">configure</a>	<a href="#">view details</a>	(last edited: MM-DD-YYYY)
Target Documents	Pulldown-1	<a href="#">configure</a>	<a href="#">view details</a>	(last edited: MM-DD-YYYY)
Graphic Files				
Source Documents	Pulldown-1	<a href="#">configure</a>	<a href="#">view details</a>	(last edited: MM-DD-YYYY)
Target Documents	Pulldown-1	<a href="#">configure</a>	<a href="#">view details</a>	(last edited: MM-DD-YYYY)
Other Files				
Source Documents	Pulldown-1	<a href="#">configure</a>	<a href="#">view details</a>	(last edited: MM-DD-YYYY)
Target Documents	Pulldown-1	<a href="#">configure</a>	<a href="#">view details</a>	(last edited: MM-DD-YYYY)

**Purpose**

Choose master workflows for each file type. Navigate to the workflow configuration and detail screens.



**Dynamic Data**

**Pulldown Menu Options**

Pulldown-1 Available Workflows

**Links**

[configure\\_workflow](#) --> Configure Workflow (for selected Workflow)  
[view\\_details](#) --> View "All"/Master WF Details (for selected workflow)

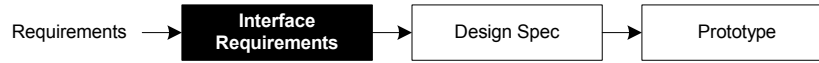
**Buttons**

Cancel Navigate back to Project Setup screen without saving any changes  
 Save Save changes and navigate to Project Schedule screen



# Ultra 3.0

Workflows (#4.10.13.2) Information Mockup  
Prepared by User Experience Group



# Workflows: Configure Workflow (All)

Projects | Clients | Users | Vendors : **New Project: Setup Workflows**

## Workflow Title + Selected Language Pair (or All)

[View Workflow Details](#)

Choose Language Pair

### Primary Workflow Steps

On/Off	Step Name/Description	Override/LP	Possible Resulting Tasks												
1.0 <input type="checkbox"/>	translate		<table border="1"> <thead> <tr> <th>On/Off</th> <th>Arc Name/prompt string</th> <th>Override/LP</th> </tr> </thead> <tbody> <tr> <td><input type="checkbox"/></td> <td>human readable sentence prompt string <a href="#">step_12</a></td> <td>● en-EN-&gt;ja-JP</td> </tr> <tr> <td><input type="checkbox"/></td> <td>human readable sentence prompt string <a href="#">step_13</a></td> <td>● en-EN-&gt;ja-JP</td> </tr> <tr> <td><input type="checkbox"/></td> <td>human readable sentence prompt string <a href="#">step_A</a></td> <td>● en-EN-&gt;ja-JP</td> </tr> </tbody> </table>	On/Off	Arc Name/prompt string	Override/LP	<input type="checkbox"/>	human readable sentence prompt string <a href="#">step_12</a>	● en-EN->ja-JP	<input type="checkbox"/>	human readable sentence prompt string <a href="#">step_13</a>	● en-EN->ja-JP	<input type="checkbox"/>	human readable sentence prompt string <a href="#">step_A</a>	● en-EN->ja-JP
On/Off	Arc Name/prompt string	Override/LP													
<input type="checkbox"/>	human readable sentence prompt string <a href="#">step_12</a>	● en-EN->ja-JP													
<input type="checkbox"/>	human readable sentence prompt string <a href="#">step_13</a>	● en-EN->ja-JP													
<input type="checkbox"/>	human readable sentence prompt string <a href="#">step_A</a>	● en-EN->ja-JP													
2.0 <input type="checkbox"/>	edit	● en-EN->ja-JP ● en-EN->ja-JP	<table border="1"> <thead> <tr> <th>On/Off</th> <th>Arc Name/prompt string</th> <th>Override/LP</th> </tr> </thead> <tbody> <tr> <td><input type="checkbox"/></td> <td>human readable sentence prompt string <a href="#">step_12</a></td> <td>● en-EN-&gt;ja-JP</td> </tr> </tbody> </table>	On/Off	Arc Name/prompt string	Override/LP	<input type="checkbox"/>	human readable sentence prompt string <a href="#">step_12</a>	● en-EN->ja-JP						
On/Off	Arc Name/prompt string	Override/LP													
<input type="checkbox"/>	human readable sentence prompt string <a href="#">step_12</a>	● en-EN->ja-JP													
3.0 <input type="checkbox"/>	proof	● en-EN->ja-JP	<table border="1"> <thead> <tr> <th>On/Off</th> <th>Arc Name/prompt string</th> <th>Override/LP</th> </tr> </thead> <tbody> <tr> <td><input type="checkbox"/></td> <td>human readable sentence prompt string <a href="#">step_12</a></td> <td>● en-EN-&gt;ja-JP</td> </tr> </tbody> </table>	On/Off	Arc Name/prompt string	Override/LP	<input type="checkbox"/>	human readable sentence prompt string <a href="#">step_12</a>	● en-EN->ja-JP						
On/Off	Arc Name/prompt string	Override/LP													
<input type="checkbox"/>	human readable sentence prompt string <a href="#">step_12</a>	● en-EN->ja-JP													

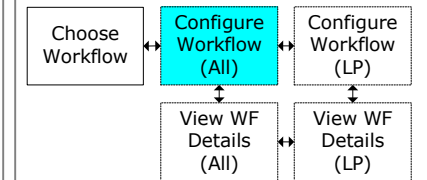
### Auxiliary Workflow Steps

On/Off	Step Name/Description	Override/LP	Possible Resulting Tasks									
A.0 <input type="checkbox"/>	translate		<table border="1"> <thead> <tr> <th>On/Off</th> <th>Arc Name/prompt string</th> <th>Override/LP</th> </tr> </thead> <tbody> <tr> <td><input type="checkbox"/></td> <td>human readable sentence prompt string <a href="#">step_12</a></td> <td>● en-EN-&gt;ja-JP</td> </tr> <tr> <td><input type="checkbox"/></td> <td>human readable sentence prompt string <a href="#">step_13</a></td> <td>● en-EN-&gt;ja-JP</td> </tr> </tbody> </table>	On/Off	Arc Name/prompt string	Override/LP	<input type="checkbox"/>	human readable sentence prompt string <a href="#">step_12</a>	● en-EN->ja-JP	<input type="checkbox"/>	human readable sentence prompt string <a href="#">step_13</a>	● en-EN->ja-JP
On/Off	Arc Name/prompt string	Override/LP										
<input type="checkbox"/>	human readable sentence prompt string <a href="#">step_12</a>	● en-EN->ja-JP										
<input type="checkbox"/>	human readable sentence prompt string <a href="#">step_13</a>	● en-EN->ja-JP										
B.0 <input type="checkbox"/>	edit	● en-EN->ja-JP	<table border="1"> <thead> <tr> <th>On/Off</th> <th>Arc Name/prompt string</th> <th>Override/LP</th> </tr> </thead> <tbody> <tr> <td><input type="checkbox"/></td> <td>human readable sentence prompt string <a href="#">step_12</a></td> <td>● en-EN-&gt;ja-JP</td> </tr> <tr> <td><input type="checkbox"/></td> <td>human readable sentence prompt string <a href="#">step_13</a></td> <td>● en-EN-&gt;ja-JP</td> </tr> </tbody> </table>	On/Off	Arc Name/prompt string	Override/LP	<input type="checkbox"/>	human readable sentence prompt string <a href="#">step_12</a>	● en-EN->ja-JP	<input type="checkbox"/>	human readable sentence prompt string <a href="#">step_13</a>	● en-EN->ja-JP
On/Off	Arc Name/prompt string	Override/LP										
<input type="checkbox"/>	human readable sentence prompt string <a href="#">step_12</a>	● en-EN->ja-JP										
<input type="checkbox"/>	human readable sentence prompt string <a href="#">step_13</a>	● en-EN->ja-JP										

### Purpose

View/edit/toggle the configurable steps and arcs of the master workflow (trickles down to LP workflow unless steps are overridden by LP WF). Toggle view of WF properties. See all overrides.

### Page Flow Map



### Dynamic Data

- Links**
- [Step 12](#): Named anchor link to that step (allows user to quickly follow the arcs of the WF while editing)
  - [en-EN->ja-JP](#): Switches view to that language pair (allows user to quickly change an LP override)
  - [View Workflow Details](#): Open chromeless window of View WF Details (All)
- Buttons**
- Cancel\*: Cancel Workflow Configure - Return to Choose Workflow
  - Save: Save Workflow Edits - Return to Choose Workflow
  - : Step/Arc is overridden by a language pair and is **off**
  - : Step/Arc is overridden by a language pair and is **on**
- \* Action generates a warning (i.e., confirmation dialog box)
- Pulldowns**
- Pulldown-1: List of all language pairs + "All" for the master. Not available for single language projects. Navigate to specified LP.

### Notes

Only "All"/master workflow contains language override information columns

Steps/arcs that are configurable have are displayed. Steps/arcs that are only displayed in view details

Steps are listed in a predetermined "happy path" order and numbered. Steps that are possible but do not regularly occur on the happy path are listed under auxiliary steps and should be lettered (and double/triple/etc. if required) for reference, but not numbered.

Overrides are defined as anything which differs from the setting in the "All"/master workflow. Example: step 1 is on in master, and off in language 1 & 2. Override is displayed as 1 & 2. If user turns step 1 off in master then language 1 & 2 are no longer overridden unless user turns step 1/LP 1 or 2 back on. **NOTE: any step overridden at language pair is explicitly unlinked and unchangeable by the All/Master workflow. Any changes to a master step with LP overrides will generate a warning to the user that LP steps remain unchanged and must be explicitly changed at each LP (this must change in a later version -- allow relinking, change some/all etc.)**

Auxiliary steps are ordered by predicted most->least common.

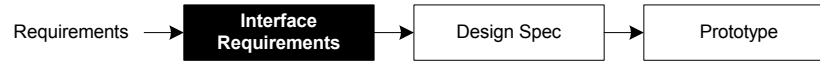
Name/prompt column **should** contain a human readable prompt string, but if it doesn't for some reason, fill it in with result="foobar"

This **Information Mockup** is intended to describe interface controls, data and behaviors. It does not address design. Design is described in a **Design Mockup** and first implemented in a **Production Prototype**.



# Ultra 3.0

Workflows (#4.10.13.2) Information Mockup  
Prepared by User Experience Group



# Workflows: View Workflow Details(All)

Projects | Clients | Users | Vendors : **New Project: Setup Workflows**

**Workflow Title + Selected Language Pair (or All)**

Choose Language Pair: Pull-down-1 view

Pull-down-2 close

**Primary Workflow Steps**

Possible Preceding Tasks	Step Name/Description	Override/LP	Possible Resulting Tasks
<p><b>On/Off name/prompt</b> <b>Override/LP</b></p> <p>off human readable sentence prompt string (result="foobar") <span>en-EN-&gt;ja-JP</span> <a href="#">step 12</a></p> <p>on human readable sentence prompt string (result="foobar") <span>en-EN-&gt;ja-JP</span> <a href="#">step 12</a></p>	<p><b>1.0 on</b> translate</p> <p>↓</p>	<p><span>en-EN-&gt;ja-JP</span></p>	<p><b>On/Off name/prompt</b> <b>Override/LP</b></p> <p>off human readable sentence prompt string (result="foobar") <span>en-EN-&gt;ja-JP</span> <a href="#">step 12</a></p> <p>on human readable sentence prompt string (result="foobar") <span>en-EN-&gt;ja-JP</span> <a href="#">step 12</a></p>
<p><b>On/Off name/prompt</b> <b>Override/LP</b></p> <p>on result="foobar" <a href="#">step 12</a></p> <p>on human readable sentence prompt string (result="foobar") <span>en-EN-&gt;ja-JP</span> <a href="#">step 12</a></p>	<p><b>2.0 on</b> translate</p> <p>↓</p>	<p><span>en-EN-&gt;ja-JP</span></p>	<p><b>On/Off name/prompt</b> <b>Override/LP</b></p> <p>on result="foobar" <a href="#">step 12</a></p> <p>on result="foobar" <a href="#">step 12</a></p> <p>on result="foobar" <a href="#">step 12</a></p>
<p><b>On/Off name/prompt</b> <b>Override/LP</b></p> <p>on result="foobar" <a href="#">step 12</a></p> <p>on result="foobar" <a href="#">step 12</a></p> <p>on result="foobar" <a href="#">step 12</a></p> <p>on result="foobar" <a href="#">step 12</a></p>	<p><b>2.1 on</b> reap tm</p> <p>↓</p>	<p><span>en-EN-&gt;ja-JP</span></p>	<p><b>On/Off name/prompt</b> <b>Override/LP</b></p> <p>on result="foobar" <a href="#">step 12</a></p> <p>on result="foobar" <a href="#">step 12</a></p> <p>on result="foobar" <a href="#">step 12</a></p>
<p><b>On/Off name/prompt</b> <b>Override/LP</b></p> <p>on result="foobar" <a href="#">step 12</a></p> <p>on result="foobar" <a href="#">step 12</a></p> <p>on result="foobar" <a href="#">step 12</a></p> <p>on result="foobar" <a href="#">step 12</a></p>	<p><b>2.2 on</b> convert to native</p> <p>↓</p>	<p><span>en-EN-&gt;ja-JP</span></p>	<p><b>On/Off name/prompt</b> <b>Override/LP</b></p> <p>on result="foobar" <a href="#">step 12</a></p> <p>on result="foobar" <a href="#">step 12</a></p> <p>on result="foobar" <a href="#">step 12</a></p>

**Purpose**

View/toggle all steps and arcs of the master workflow (including non-config and non-human). Toggle view of WF properties. See all overrides.

**Page Flow Map**

```

graph TD
  A[Choose Workflow] <--> B[Configure Workflow (All)]
  B <--> C[Configure Workflow (LP)]
  B <--> D[View WF Details (All)]
  C <--> E[View WF Details (LP)]
  
```

**Dynamic Data**

**Links**

[Step 12](#) Named anchor link to that step (allows user to quickly follow the arcs of the WF while editing)

[en-EN->ja-JP](#) Switches view to that language pair (allows user to quickly change an LP override)

[Close](#) Close this chromeless window

**Buttons**

● Denotes that this step or arc has been overridden by a language workflow

**Pull-downs**

Pull-down-1 List of all language pairs + "All" for the master. Not available for single language projects. Navigate to specified LP.

Pull-down-2\*\* View options: show all tasks redraws screen with all tasks showing (default view), hide non-human redraws screen with only human tasks showing, hide disabled redraws screen with only enabled tasks showing, hide preceding and/or resulting redraws with preceding and/or resulting tasks hidden

\*\* (drop down or other control tbd)

**Notes**

Only "All"/master workflow contains language override information columns

Steps are listed in a predetermined "happy path" order and numbered. Steps that are possible but do not regularly occur on the happy path are listed under auxiliary steps and should be lettered (and double/triple/etc. if required) for reference, but not numbered.

Overrides are defined as anything which differs from the setting in the "All"/master workflow. Example: step 1 is on in master, and off in language 1 & 2. Override is displayed as 1 & 2. If user turns step 1 off in master then language 1 & 2 are no longer overridden unless user turns step 1/LP 1 or 2 back on. **NOTE: any step overridden at language pair is explicitly unlinked and unchangeable by the All/Master workflow. Any changes to a master step with LP overrides will generate a warning to the user that LP steps remain unchanged and must be explicitly changed at each LP (this must change in a later version -- allow relinking, change some/all etc.)**

Auxiliary steps are ordered by predicted most->least common.

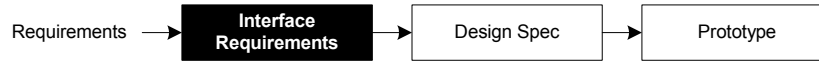
If human readable prompt string is missing replace with: result="foobar"

This **Information Mockup** is intended to describe interface controls, data and behaviors. It does not address design. Design is described in a **Design Mockup** and first implemented in a **Production Prototype**.



# Ultra 3.0

Workflows (#4.10.13.2) Information Mockup  
Prepared by User Experience Group



# Workflows: Configure Workflow (LP)

Projects | Clients | Users | Vendors : **New Project: Setup Workflows**

## Workflow Title + Selected Language Pair (or All)

[View Workflow Details](#)

Choose Language Pair

### Primary Workflow Steps

On/Off	Step Name/Description	Possible Resulting Tasks								
1.0 <input type="checkbox"/>	translate	<table border="1"> <thead> <tr> <th>On/Off</th> <th>Arc Name/prompt string</th> </tr> </thead> <tbody> <tr> <td><input type="checkbox"/></td> <td>human readable sentence prompt string <a href="#">step 12</a></td> </tr> <tr> <td><input type="checkbox"/></td> <td>human readable sentence prompt string <a href="#">step 13</a></td> </tr> <tr> <td><input type="checkbox"/></td> <td>human readable sentence prompt string <a href="#">step A</a></td> </tr> </tbody> </table>	On/Off	Arc Name/prompt string	<input type="checkbox"/>	human readable sentence prompt string <a href="#">step 12</a>	<input type="checkbox"/>	human readable sentence prompt string <a href="#">step 13</a>	<input type="checkbox"/>	human readable sentence prompt string <a href="#">step A</a>
On/Off	Arc Name/prompt string									
<input type="checkbox"/>	human readable sentence prompt string <a href="#">step 12</a>									
<input type="checkbox"/>	human readable sentence prompt string <a href="#">step 13</a>									
<input type="checkbox"/>	human readable sentence prompt string <a href="#">step A</a>									

On/Off	Step Name/Description	Possible Resulting Tasks				
2.0 <input type="checkbox"/>	edit	<table border="1"> <thead> <tr> <th>On/Off</th> <th>Arc Name/prompt string</th> </tr> </thead> <tbody> <tr> <td><input type="checkbox"/></td> <td>human readable sentence prompt string <a href="#">step 12</a></td> </tr> </tbody> </table>	On/Off	Arc Name/prompt string	<input type="checkbox"/>	human readable sentence prompt string <a href="#">step 12</a>
On/Off	Arc Name/prompt string					
<input type="checkbox"/>	human readable sentence prompt string <a href="#">step 12</a>					

On/Off	Step Name/Description	Possible Resulting Tasks				
3.0 <input type="checkbox"/>	proof	<table border="1"> <thead> <tr> <th>On/Off</th> <th>Arc Name/prompt string</th> </tr> </thead> <tbody> <tr> <td><input type="checkbox"/></td> <td>human readable sentence prompt string <a href="#">step 12</a></td> </tr> </tbody> </table>	On/Off	Arc Name/prompt string	<input type="checkbox"/>	human readable sentence prompt string <a href="#">step 12</a>
On/Off	Arc Name/prompt string					
<input type="checkbox"/>	human readable sentence prompt string <a href="#">step 12</a>					

### Auxiliary Workflow Steps

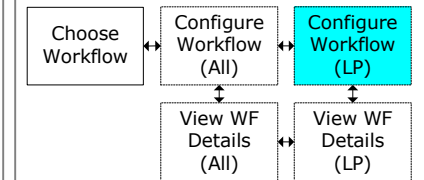
On/Off	Step Name/Description	Possible Resulting Tasks								
A.0 <input type="checkbox"/>	translate	<table border="1"> <thead> <tr> <th>On/Off</th> <th>Arc Name/prompt string</th> </tr> </thead> <tbody> <tr> <td><input type="checkbox"/></td> <td>human readable sentence prompt string <a href="#">step 12</a></td> </tr> <tr> <td><input type="checkbox"/></td> <td>human readable sentence prompt string <a href="#">step 13</a></td> </tr> <tr> <td><input type="checkbox"/></td> <td>human readable sentence prompt string <a href="#">step A</a></td> </tr> </tbody> </table>	On/Off	Arc Name/prompt string	<input type="checkbox"/>	human readable sentence prompt string <a href="#">step 12</a>	<input type="checkbox"/>	human readable sentence prompt string <a href="#">step 13</a>	<input type="checkbox"/>	human readable sentence prompt string <a href="#">step A</a>
On/Off	Arc Name/prompt string									
<input type="checkbox"/>	human readable sentence prompt string <a href="#">step 12</a>									
<input type="checkbox"/>	human readable sentence prompt string <a href="#">step 13</a>									
<input type="checkbox"/>	human readable sentence prompt string <a href="#">step A</a>									

On/Off	Step Name/Description	Possible Resulting Tasks				
B.0 <input type="checkbox"/>	edit	<table border="1"> <thead> <tr> <th>On/Off</th> <th>Arc Name/prompt string</th> </tr> </thead> <tbody> <tr> <td><input type="checkbox"/></td> <td>human readable sentence prompt string <a href="#">step 12</a></td> </tr> </tbody> </table>	On/Off	Arc Name/prompt string	<input type="checkbox"/>	human readable sentence prompt string <a href="#">step 12</a>
On/Off	Arc Name/prompt string					
<input type="checkbox"/>	human readable sentence prompt string <a href="#">step 12</a>					

### Purpose

View/edit/toggle the configurable steps and arcs of a LP workflow (deviations from master set permanent override). Toggle view of WF properties.

### Page Flow Map



### Dynamic Data

**Links**

- [Step 12](#): Named anchor link to that step (allows user to quickly follow the arcs of the WF while editing)
- [en-EN->ja-JP](#): Switches view to that language pair (allows user to quickly change an LP override)
- [View Workflow Details](#): Open chromeless window of View WF Details (All)

**Buttons**

- Refresh Overrides (Name TBD): Hit the database again to make sure the overrides are all synched up (TBD -- perhaps clever JavaScript)
- Cancel\*: Cancel Workflow Edits - Return to Choose Workflow
- Save: Save Workflow Edits - Return to Choose Workflow

\* Action generates a warning (i.e., confirmation dialog box)

**Pulldowns**

- Pulldown-1: List of all language pairs + "All" for the master. Not available for single language projects. Navigate to specified LP.

### Notes

Steps/arcs that are configurable have are displayed. Steps/arcs that are only displayed in view details

Steps are listed in a predetermined "happy path" order and numbered. Steps that are possible but do not regularly occur on the happy path are listed under auxiliary steps and should be lettered (and double/triple/etc. if required) for reference, but not numbered.

Overrides are defined as anything which differs from the setting in the "All"/master workflow. Example: step 1 is on in master, and off in language 1 & 2. Override is displayed as 1 & 2. If user turns step 1 off in master then language 1 & 2 are no longer overridden unless user turns step 1/LP 1 or 2 back on. **NOTE: any step overridden at language pair is explicitly unlinked and unchangeable by the All/Master workflow. Any changes to a master step with LP overrides will generate a warning to the user that LP steps remain unchanged and must be explicitly changed at each LP (this must change in a later version -- allow relinking, change some/all etc.)**

Auxiliary steps are ordered by predicted most->least common.

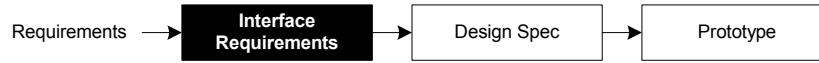
If human readable prompt string is missing replace with: result="foobar"

This **Information Mockup** is intended to describe interface controls, data and behaviors. It does not address design. Design is described in a **Design Mockup** and first implemented in a **Production Prototype**.



# Ultra 3.0

Workflows (#4.10.13.2) Information Mockup  
Prepared by User Experience Group



# Workflows: View Workflow Details(LP)

Projects | Clients | Users | Vendors : **New Project: Setup Workflows**

**Workflow Title + Selected Language Pair (or All)**

Choose Language Pair

**Primary Workflow Steps**

<u>Possible Preceding Tasks</u>	<u>Step Name/Description</u>	<u>Possible Resulting Tasks</u>
<u>On/Off name/prompt</u> off human readable sentence prompt string (result="foobar") <a href="#">step 12</a> on human readable sentence prompt string (result="foobar") <a href="#">step 12</a>	<b>1.0 on</b> translate ↓	<u>On/Off name/prompt</u> off human readable sentence prompt string (result="foobar") <a href="#">step 12</a> on human readable sentence prompt string (result="foobar") <a href="#">step 12</a>
<u>Possible Preceding Tasks</u> on result="foobar" <a href="#">step 12</a> on result="foobar" <a href="#">step 12</a>	<b>2.0 on</b> translate ↓	<u>Possible Resulting Tasks</u> off human readable sentence prompt string (result="foobar") <a href="#">step 12</a> on human readable sentence prompt string (result="foobar") <a href="#">step 12</a>
<u>Possible Preceding Tasks</u> off result="foobar" <a href="#">step 12</a> on human readable sentence prompt string (result="foobar") <a href="#">step 12</a>	<b>2.1 on</b> translate ↓	<u>Possible Resulting Tasks</u> off human readable sentence prompt string (result="foobar") <a href="#">step 12</a> on human readable sentence prompt string (result="foobar") <a href="#">step 12</a>
<u>Possible Preceding Tasks</u> off human readable sentence prompt string (result="foobar") <a href="#">step 12</a> on human readable sentence prompt string (result="foobar") <a href="#">step 12</a>	<b>2.2 on</b> translate ↓	<u>Possible Resulting Tasks</u> off human readable sentence prompt string (result="foobar") <a href="#">step 12</a> on human readable sentence prompt string (result="foobar") <a href="#">step 12</a>

**Purpose**

View/toggle all steps and arcs of the master workflow (including non-config and non-human). Toggle view of WF properties. See all overrides.

**Page Flow Map**

```

graph TD
  A[Choose Workflow] --> B[Configure Workflow (All)]
  B --> C[Configure Workflow (LP)]
  B --> D[View WF Details (All)]
  C --> E[View WF Details (LP)]
  D --> E
  style E fill:#00ffff,stroke:#00ffff
  
```

**Dynamic Data**

**Links**  
[Step 12](#) Named anchor link to that step (allows user to quickly follow the arcs of the WF while editing)  
[close](#) Close this chromeless window

**Pull-downs**  
 Pull-down-1 List of all language pairs + "All" for the master. Not available for single language projects. Navigate to specified LP.  
 Pull-down-2\*\* View options: show all tasks redraws screen with all tasks showing (default view), hide non-human redraws screen with only human tasks showing, hide disabled redraws screen with only enabled tasks showing, hide preceding and/or resulting redraws with preceding and/or resulting tasks hidden

\*\* (drop down or other control tbd)

**Notes**

Steps/arcs that are configurable have are displayed. Steps/arcs that are only displayed in view details

Steps are listed in a predetermined "happy path" order and numbered. Steps that are possible but do not regularly occur on the happy path are listed under auxiliary steps and should be lettered (and double/triple/etc. if required) for reference, but not numbered.

Overrides are defined as anything which differs from the setting in the "All"/master workflow. Example: step 1 is on in master, and off in language 1 & 2. Override is displayed as 1 & 2. If user turns step 1 off in master then language 1 & 2 are no longer overridden unless user turns step 1/LP 1 or 2 back on. **NOTE: any step overridden at language pair is explicitly unlinked and unchangeable by the All/Master workflow. Any changes to a master step with LP overrides will generate a warning to the user that LP steps remain unchanged and must be explicitly changed at each LP (this must change in a later version -- allow relinking, change some/all etc.)**

Auxiliary steps are ordered by predicted most->least common.

If human readable prompt string is missing replace with: result="foobar"